

easyPGX[®]

The dry qPCR revolution against cancer



diatech
pharmacogenetics

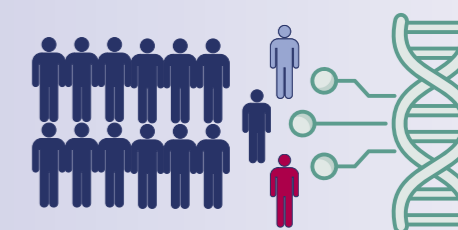
**Democratising
molecular oncology
to accelerate
personalised therapy**

Bringing precision medicine to everyone

The right drug, for the right patient, at the right time: this summarises the Diatech Pharmacogenetics mission. The primary goal of our model is to democratise access to precision medicine worldwide by bringing molecular testing close to patients with easy-to-use solutions that fit all laboratory settings and clinical needs.


The right drug

Understanding the genome and its variants is the key to identifying the best therapeutic solution for each individual patient.




The right patient

Adapting treatment to suit a patient's genetic characteristics is essential for improving its efficacy, minimising side effects.




The right time

The importance of time in cancer treatment cannot be overstated. Cutting the turnaround time of molecular testing is a key factor in helping physicians everywhere to make rapid treatment decisions.



Suitable for all labs

Our model focuses on bringing molecular testing close to patients with easy-to-use technologies that fit all laboratory settings and clinical needs.



EasyPGX[®]: the dry qPCR revolution against cancer

Improve your diagnostic routine to accelerate personalised medicine in oncology.

EasyPGX[®] is the complete RT-qPCR in vitro diagnostic solution with the most comprehensive portfolio of assays for molecular oncology.

With its revolutionary ready-to-use, dry-format, pre-aliquoted, 8-well reaction strips, **EasyPGX[®]** is suited to use in any laboratory setting, assuring rapid, high-performance, standardised results with easy handling.



Comprehensive clinical solution: a comprehensive portfolio focusing on clinically-relevant oncological biomarkers.



Results from any sample: best-in-class performance with low-quality, low-quantity samples.



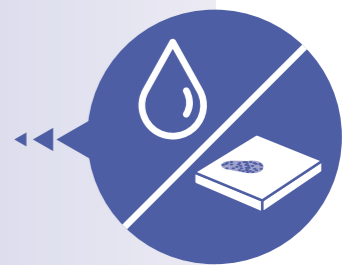
Developed for diagnostic routines: high accuracy and standardisation for safe results.



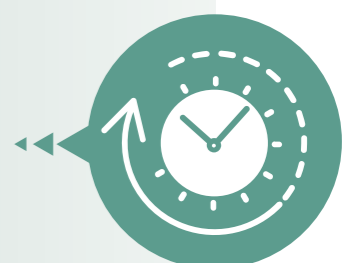
Democratising precision oncology: simple and standardised workflow suited to any lab.



A single solution for oncology and oncohematology: A single system with a comprehensive portfolio of solid tumour and blood cancer biomarkers.



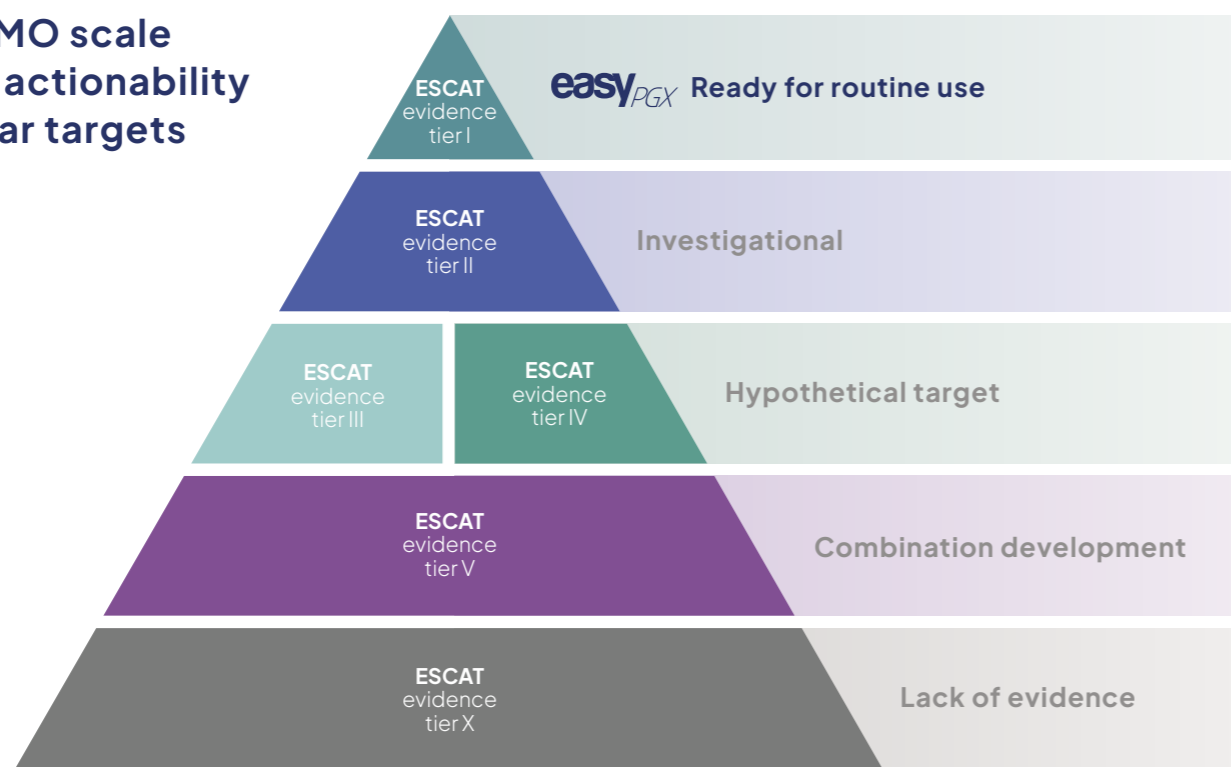
Accelerating patient care: turnaround time under 2 hours



Focus on what really matters to patients

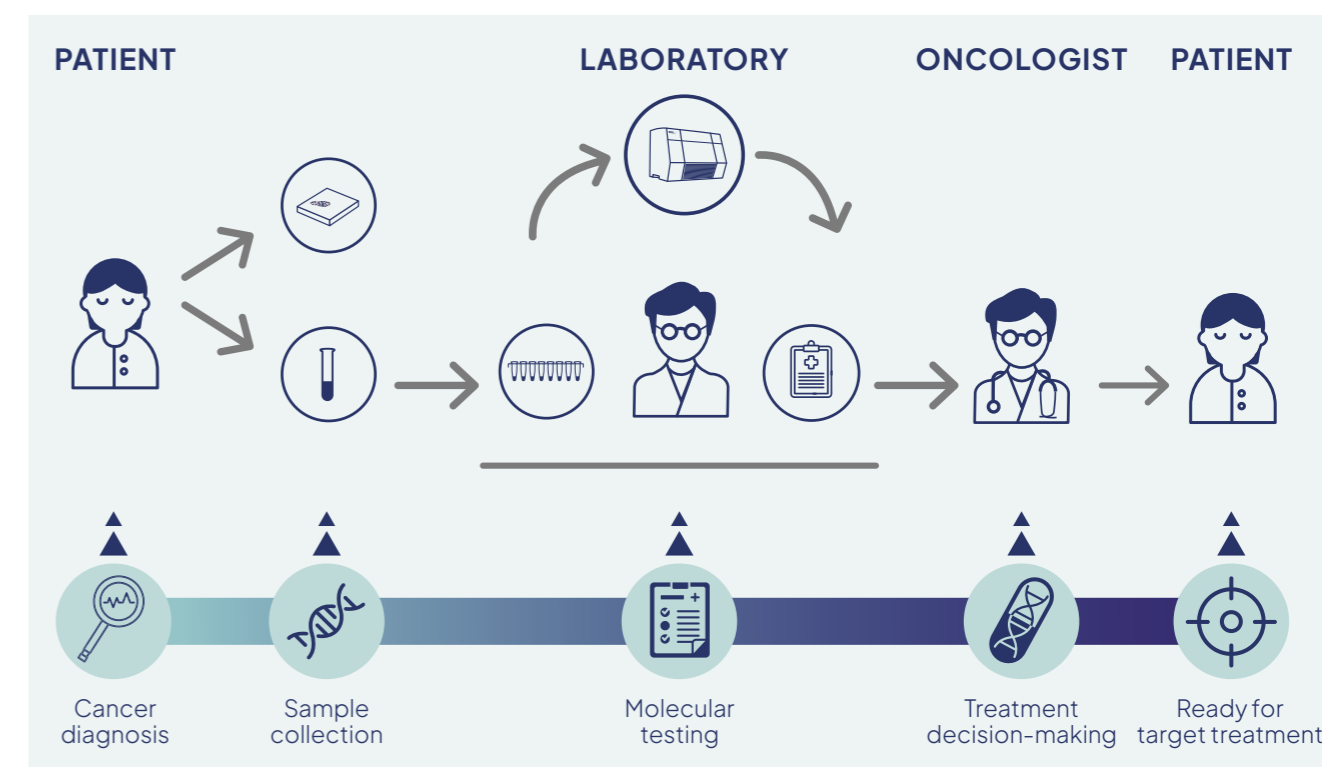
The number of biomarkers used in oncology grows constantly, generating a mass of complex information regarding the genetic make-up of each cancer patient. Focusing on providing timely, clinically-relevant biomarker results is crucial to supporting physicians in the clinical decision-making process, guiding early and appropriate patient care.

ESCAT: ESMO scale for clinical actionability of molecular targets



EasyPGX®, the RT-PCR system developed with patients in mind

With a turnaround time of under 2 hours, **EasyPGX**® is the best-in-class RT-PCR solution for accelerating patient care, helping oncologists everywhere make rapid, informed clinical decisions.



Non-Small Cell Lung Cancer	Breast Cancer	Colorectal Cancer	Thyroid Cancer	Gynaecological Cancers	Urothelial Cancer	Head and Neck Cancer	Melanoma	Glioma	Cholangio-carcinoma	Tumour-Agnostic Biomarkers	Pharmacogenetics	Liquid Biopsy Assays
Clinical biomarkers included in EasyPGX® assay portfolio												
KRAS, BRAF, ALK, ROS1, RET, MET, EGFR	ESR1, PIK3CA	MSI, MLH1, KRAS, BRAF, NRAS, PIK3CA	HRAS, KRAS, BRAF, NRAS, RET, PPARG	HPV, MSI, MLH1	FGFR2-3	HPV, HRAS	BRAF, NRAS	IDH1-2, MGMT, BRAF	IDH1-2, KRAS, BRAF, FGFR2	NTRK, MSI, RET, BRAF	DPYD, UGT1A1	KRAS, BRAF, EGFR, NRAS, PIK3CA, ESR1

The **EasyPGX**® Ready assay portfolio includes all the main clinically-relevant routine biomarkers for the most common solid tumours, in accordance with the leading international guidelines.

Updated to February 2026

Join the personalised oncology revolution with EasyPGX[®] System

FROM DNA/RNA TO RESULTS IN UNDER 2 HOURS

READY-TO-USE
Ready-to-use dry reagents, pre-aliquoted in 8-well RT-PCR strips.



EASY TO USE
Fewer pipetting steps needed for reaction setup with a total HoT <10 min. No need for freezing-thawing cycles or pipetting on ice.



HIGH SENSITIVITY
Optimised for the detection of low-frequency variants



FLEXIBLE SAMPLE REQUIREMENTS
Validated for low-quantity and low-quality DNA, ct DNA and RNA from different input materials such as FFPE and liquid biopsies.



FAST
From nucleic acids to results in under 2 hours.



TURNAROUND TIME (TAT)




HANDS-ON TIME (HOT)



FLEXIBLE
Runs multiple targets in one experiment.



AUTOMATIC DATA ANALYSIS
Includes dedicated automated data analysis and interpretation software.



ROOM TEMPERATURE SHIPPING AND STORAGE
Complete master mix in a dry format that is stable at room temperature.

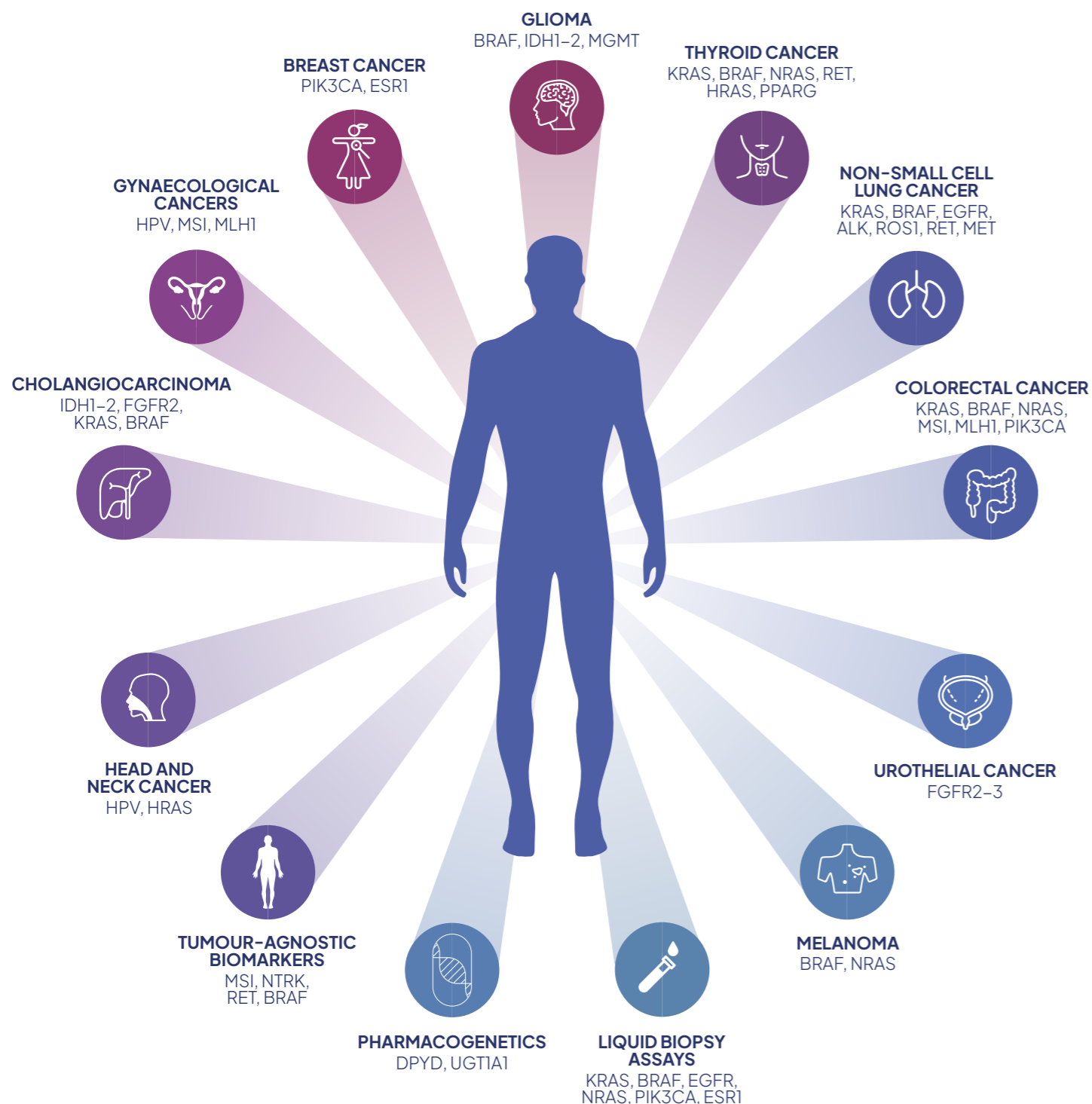


STANDARDS INCLUDED
Includes positive and negative controls for the validation of each session.



REGULATORY
In compliance with Regulation (EU) 2017/746 (IVDR), where applicable.

EasyPGX®: the comprehensive qPCR biomarker portfolio for precision oncology



EASYPGX® READY KRAS cat. no. RT021 (48 test)



Mutations	22	Detection of the most common mutations in exon 2 (codons 12, 13), exon 3 (codons 59, 61) and exon 4 (codons 117, 146) of the KRAS gene. Each mix allows the co-amplification of one or more mutated alleles plus an endogenous control gene.
Codons	12, 13, 59, 61, 117, 146	
Cancer Types		Colorectal Cancer, NSCLC, Thyroid Cancer, Cholangiocarcinoma.
Starting Material		DNA from formalin-fixed paraffin-embedded (FFPE) tissues and plasma.



EASYPGX® READY BRAF cat. no. RT022 (48 test)



Mutations	5	Detection of the most common mutations in codon 600 of the BRAF gene. Each mix allows the co-amplification of one or more mutated alleles plus an endogenous control gene.
Codons	600	
Cancer Types		Colorectal Cancer, NSCLC, Melanoma, Thyroid Cancer, Cholangiocarcinoma, Glioma.
Starting Material		DNA from formalin-fixed paraffin-embedded (FFPE) tissues and plasma.



EASYPGX® READY EGFR cat. no. RT023 (48 test)



Mutations	86	Detection of the most common mutations in exons 18, 19, 20, 21 of the EGFR gene. Each mix allows the co-amplification of one or more mutated alleles plus an endogenous control gene.
Exons	18, 19, 20, 21	
Cancer Types		NSCLC.
Starting Material		DNA from formalin-fixed paraffin-embedded (FFPE) tissues and plasma.



EASYPGX® NRAS cat. no. RT024 (48 test)	
Mutations	86
Codons	12, 13, 59, 61, 117, 146
Cancer Types	 Colorectal Cancer, Thyroid Cancer, Melanoma.
Starting Material	 DNA from formalin-fixed paraffin-embedded (FFPE) tissues and plasma.
Detection of the most common mutations in exon 2 (codons 12, 13), exon 3 (codons 59, 61) and exon 4 (codons 117, 146) of the NRAS gene. Each mix allows the co-amplification of one or more mutated alleles plus an endogenous control gene.	





EASYPGX® READY UGT1A1 cat. no. RT027 (48 test)	
Polymorphisms	5 UGT1A1*1, UGT1A1*6, UGT1A1*28, UGT1A1*36, UGT1A1*37
Assay Type	 Drug-induced toxicity genotyping assay.
Starting Material	 DNA from whole blood.
Detection, by allelic discrimination, of the UGT1A1 gene polymorphisms UGT1A1*36 (TA)5, UGT1A1*1 (TA)6, UGT1A1*6 (c.211G > A), UGT1A1*28 (TA)7 and UGT1A1*37 (TA)8 associated with irinotecan-induced toxicity. Each mix allows the co-amplification of the mutant sequence as well as the wild-type sequence.	




EASYPGX® READY ALK, ROS1, RET MET cat. no. RT025 (48 test)	
Fusions	23 ALK, ROS1, RET & MET exon 14 skipping
Cancer Types	 NSCLC, Thyroid Cancer.
Starting Material	 RNA from formalin-fixed paraffin-embedded (FFPE) tissues and cytological samples.
Detection of the most common chromosomal translocations involving ALK, ROS1, RET and MET exon 14 skipping, and ALK gene 5'/3' portion expression imbalances. Each mix allows the co-amplification of one or more fusions plus an endogenous control gene.	



EASYPGX® READY THYROID cat. no. RT028 (48 test)	
Mutations	37
Codons	RAS 12, 13, 61 BRAF 600, 601
Cancer Types	 Thyroid Cancer.
Starting Material	 DNA from formalin-fixed paraffin-embedded (FFPE) tissues and cytological samples.
Detection of the most common mutations in exon 2 (codons 12,13) and exon 3 (codon 61) of the KRAS, NRAS, HRAS genes and codons 600 and 601 of the BRAF gene. Each mix allows the co-amplification of one or more mutated alleles plus an endogenous control gene.	



EASYPGX® READY DPYD cat. no. RT026 (48 test)	
Polymorphisms	5 DPYD*2A, DPYD*13, DPYD, D949V, DPYD IVS 10, DPYD*6
Assay Type	 Drug-induced toxicity genotyping assay.
Starting Material	 DNA from whole blood.
Detection, by allelic discrimination, of the DPYD gene polymorphisms DPYD*2A (IVS14+1G>A, c.1905+1G>A), DPYD*13 (c.1679T>G), DPYD D949V (c.2846A>T) and DPYD IVS10 (c.1129-5923C>G), DPYD*6 (V732I, c. 2194G>A) associated with fluoropyrimidine-induced toxicity. Each mix allows the co-amplification of the mutant sequence as well as the wild-type sequence.	



EASYPGX® READY EGFR PLUS cat. no. RT030 (48 test)	
Mutations	3
Codons	797, 790
Cancer Types	 NSCLC.
Starting Material	 DNA from formalin-fixed paraffin-embedded (FFPE) tissues and plasma.
Detection of T790M and C797S (c.2389 T>A, c.2390 G>C) mutations of the EGFR gene. Each mix allows the co-amplification of one or more mutated alleles plus an endogenous control gene.	





EASYPGX® READY IDH1-2 cat. no. RT031 (48 test)		
Mutations	19	Detection of the most common mutations of the IDH1 gene (codons 105 and 132) and IDH2 gene (codons 140 and 172). Each mix allows the co-amplification of one or more mutated alleles plus an endogenous control gene.
Codons	105, 132, 140, 172	
Cancer Types	 	Glioma, Cholangiocarcinoma.
Starting Material	 	DNA from formalin-fixed paraffin-embedded (FFPE) tissues, peripheral whole blood and bone marrow.



EASYPGX® READY HPV cat. no. RT034 (48 test)		
Genotypes	14 16, 18, 31, 33, 35, 39, 45, 51, 52, 56, 58, 59, 66, 68	Identification of 14 high-risk genotypes (16, 18, 31, 33, 35, 39, 45, 51, 52, 56, 58, 59, 66 and 68) of Human Papilloma Virus (HPV) by amplifying the E6 and E7 oncogenes. Each mix allows the co-amplification of the genotype-specific HPV targets plus an endogenous control gene.
Cancer Types	 	
Starting Material		DNA from cervical swabs and formalin-fixed paraffin-embedded (FFPE) tissue.




EASYPGX® READY THYROID FUSION cat. no. RT032 (48 test)		
Fusions	7 RET, PPARG	Detection of the chromosomal translocations involving RET/PTC1: CCDC6-RET; RET/PTC2: PRKARIA-RET; RET/PTC3: NCOA4-RET and PAX8/PPARG. Each mix allows the co-amplification of one or more fusions plus an endogenous control gene.
Cancer Types		
Starting Material		RNA from formalin-fixed paraffin-embedded (FFPE) tissues and cytology samples.




EASYPGX® READY NTRK FUSION cat. no. RT035 (48 test)		
Fusions	32 NTRK1, NTRK2, NTRK3	Detection of the main fusion variants of the NTRK1, NTRK2 and NTRK3 genes. Each mix allows the co-amplification of one or more fusions plus an endogenous control gene.
Cancer Types		
Starting Material		RNA from formalin-fixed paraffin-embedded (FFPE) tissues and cytology samples.




EASYPGX® READY MSI cat. no. RT033 (48 test)		
MSI biomarkers	8 BAT-25, BAT-26, NR-21, NR-22, NR-24, NR-27, CAT-25, MONO-27	Detection of 8 'quasi-monomorphic' mononucleotide markers: BAT-25, BAT-26, NR-21, NR-22, NR-24, NR-27, CAT-25 and MONO-27 by RT-PCR and subsequent analysis of the targets based on the denaturation profile. The test allows fast and accurate detection of microsatellite instability in tumour samples.
Cancer Types		
Starting Material		DNA from formalin-fixed paraffin-embedded (FFPE) tissue. Comparison with normal tissue or blood is not required for result analysis.

EASYPGX® READY PIK3CA cat. no. RT036 (48 test)		
Mutations	24	Detection of the most common mutations in codon 345, 420, 542, 545, 546, 1047 and 1049 of the PIK3CA gene. Each mix allows the co-amplification of one or more mutated alleles plus an endogenous control gene.
Codons	345, 420, 542, 545, 546, 1047, 1049	
Cancer Types	 	Colorectal Cancer, Breast Cancer.
Starting Material	 	DNA from formalin-fixed paraffin-embedded (FFPE) tissues and plasma.

EASYPGX® READY MGMT cat. no. RTX049 (48 test)		
CpG sites	12 MGMT Promoter	Qualitative detection, by RT-PCR and subsequent analysis of the targets based on the denaturation profile, of the methylation status of 12 CpG sites located in the promoter of the MGMT gene. The kit includes reagents for sodium bisulfite treatment of DNA extracted before methylation analysis, which converts unmethylated cytosines to uracil.
Cancer Types		Glioma.
Starting Material		DNA from formalin-fixed paraffin-embedded (FFPE) tissues.

EASYPGX® READY MLH1 cat. no. RTX052 (48 test)		
CpG sites	5 MLH1 Promoter	Detection and subsequent melt analysis of the methylation status of 5 CpG sites located in the C region of MLH1 gene promoter.
Cancer Types	 	Colon Cancer, Endometrial Cancer.
Starting Material		DNA from formalin-fixed paraffin-embedded (FFPE) tissues.

EASYPGX® READY FGFR cat. no. RT050 (48 test) - RUO		
Variants	FGFR3 13 Mutations 3 Fusions FGFR2 2 Fusions	Detection of the most frequent somatic mutations of FGFR3 in exons 7, 9 and 14 and of the fusion variants of the FGFR2 and FGFR3 genes by RT-PCR.
Cancer Types	 	Urothelial Cancer, Cholangiocarcinoma.
Starting Material		DNA and RNA from formalin-fixed paraffin-embedded (FFPE) tissues.

EASYPGX® READY ESR1 cat. no. RTX051 (48 test)		
Mutations	13	Detection of 13 somatic mutations of the ESR1 gene in exons 4,5,7 and 8 by Real Time PCR.
Exons	4, 5, 7, 8	
Cancer Types		Breast Cancer.
Starting Material	 	DNA from formalin-fixed paraffin-embedded (FFPE) tissues and plasma.




EasyPGX[®] Analysis Software: streamline your data analysis process

EasyPGX Analysis Software is the dedicated automated data analysis solution for use with EasyPGX[®] ready-to-use kits.

Complies with Regulation (EU) 2017/746 [IVDR]



Complete automated data analysis with an ultra rapid turnaround time

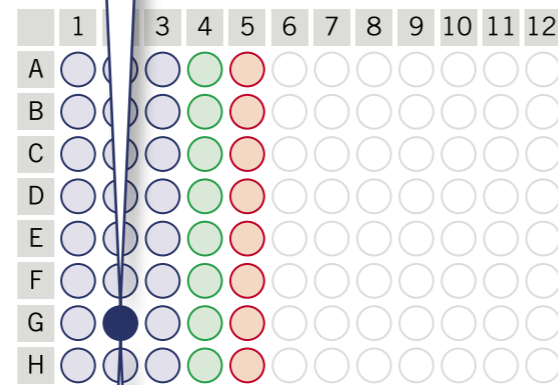


No cloud or external data sharing required

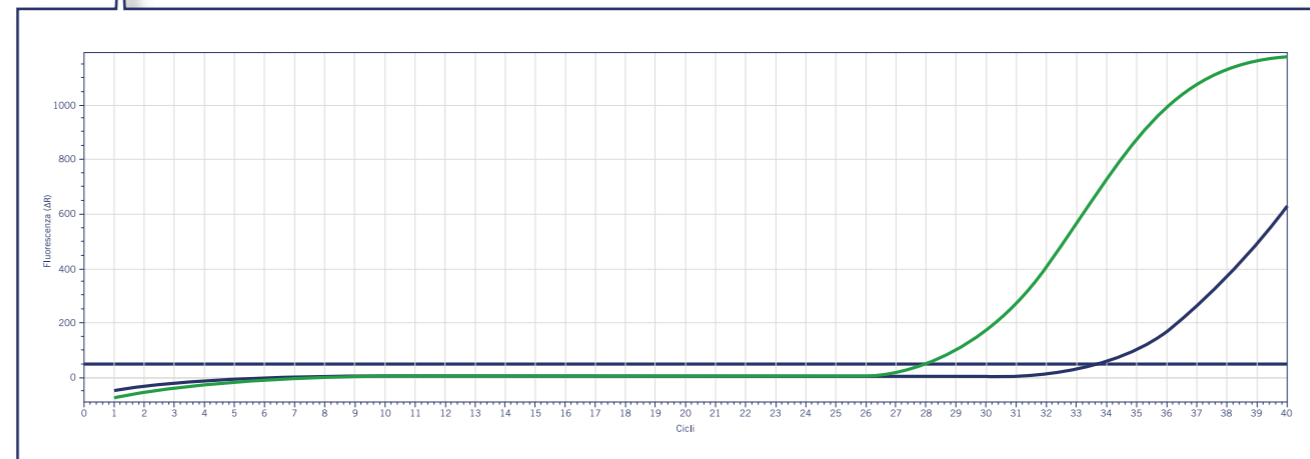


Analysis of the Sample Control Mix and Mutation Assay

N.	Name	EGFR G719x	EGFR T790M	EGFR S768I	EGFR ex20ins	EGFR L858R	EGFR L861Q	EGFR ex19del
1	1	WT	WT	WT	WT	WT	WT	MUT
2	2	WT	WT	WT	WT	WT	MUT	WT
3	3	WT	WT	WT	WT	MUT	WT	WT



Automated variant calling and raw data checking in a single software solution.



Data analysis interpretation and raw data checking in a single software solution











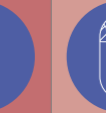







Automated variant calling and results interpretation



Data export and reporting in various common file formats

EasyPGX[®], the most extensive IVD-compliant range of solid and blood cancer biomarkers

		Non-Small Cell Lung Cancer	Breast Cancer	Colorectal Cancer	Thyroid Cancer	Gynaecological Cancers	Urothelial Cancer	Head and Neck Cancer	Melanoma	Glioma	Cholangio-carcinoma	Tumour-Agnostic Biomarkers	Pharmacogenetics	Leukaemia	Liquid Biopsy Assays			
																		
Solid tumours 	RT021	EasyPGX [®] ready KRAS		•	•						•					•		
	RT022	EasyPGX [®] ready BRAF	•		•	•			•	•	•	•					•	
	RT023	EasyPGX [®] ready EGFR	•														•	
	RT024	EasyPGX [®] ready NRAS			•	•			•								•	
	RT025	EasyPGX [®] ready ALK ROS1 RET MET	•			•						•						
	RT026	EasyPGX [®] ready DPYD											•					
	RT027	EasyPGX [®] ready UGT1A1											•					
	RT028	EasyPGX [®] ready Thyroid				•												
	RT030	EasyPGX [®] ready EGFR PLUS	•															•
	RT031	EasyPGX [®] ready IDH1-2								•	•							
	RT032	EasyPGX [®] ready Thyroid Fusion				•												
	RT033	EasyPGX [®] ready MSI			•		•						•					
	RT034	EasyPGX [®] ready HPV					•		•									
	RT035	EasyPGX [®] ready NTRK Fusion											•					
	RT036	EasyPGX [®] ready PIK3CA		•	•													•
	RTX049	EasyPGX [®] ready MGMT								•								
	RT050	EasyPGX [®] ready FGFR (RUO)						•				•						
	RTX051	EasyPGX [®] ready ESR1		•														•
RTX052	EasyPGX [®] ready MLH1			•		•												
Blood cancer 	RT031	EasyPGX [®] ready IDH1-2														•		
	RT038	EasyPGX [®] ready BCR-ABL Fusion														•		
	RT039	EasyPGX [®] ready BCR-ABL p210														•		
	RT040	EasyPGX [®] ready BCR-ABL p190														•		
	RT042	EasyPGX [®] ready PML-RARA Fusion														•		
	RT043	EasyPGX [®] ready AML1-ETO Fusion														•		
	RT044	EasyPGX [®] ready CBFβ-MYH11 Fusion														•		
	RT046	EasyPGX [®] ready WTI Quant														•		
	RTX047	EasyPGX [®] ready NPM1 Screening														•		
	RTX048	EasyPGX [®] ready NPM1 Quant														•		

Updated to February 2026

System information

Product description

EasyPGX® qPCR instrument 96



EasyPGX® Analysis Software



Accessories

EasyPGX® dry block



EasyPGX® centrifuge/vortex 1.5 ml



EasyPGX® centrifuge/vortex 8-well strips



EasyPGX® hybridisation tool



EasyPGX® dry block 96-well plate



Democratising
molecular oncology
to accelerate
personalised therapy

For information please contact:

diatech pharmacogenetics

Diatech Pharmacogenetics srl

Via Ignazio Silone 1b - 60035 Jesi (An) Italy

Phone +39 0731 213 243

export@diatechpgx.com

www.diatechpharmacogenetics.com

Follow us on LinkedIn 

For in vitro diagnostic use in compliance with current EU IVDR regulation (EU) 2017/746, where applicable. EasyPGX® solution is available for sale in EU and many other countries. Please check availability and regulatory status with your local Diatech Pharmacogenetics representative.

The registered names, trademarks and know-how indicated in this brochure are to be understood as protected by law, even when not explicitly stated.

This material is intended for healthcare professionals only.